

Project Name: _____

Customer Name: _____ Sales Rep: _____


Contact Name: _____

Phone #: _____ Window Size(s): _____


Email: _____ Est. Project Quantity: _____

Step 1: Pick Your Texture


Dot



Low Density



High Density



Dot Color _____ Background Color _____

Notes:

Step 2: Pick Your Colors

- | | | | | | |
|----|----|----|----|----|----|
| 1 | 11 | 21 | 31 | 41 | 51 |
| 2 | 12 | 22 | 32 | 42 | 52 |
| 3 | 13 | 23 | 33 | 43 | 53 |
| 4 | 14 | 24 | 34 | 44 | 54 |
| 5 | 15 | 25 | 35 | 45 | 55 |
| 6 | 16 | 26 | 36 | 46 | 56 |
| 7 | 17 | 27 | 37 | 47 | 57 |
| 8 | 18 | 28 | 38 | 48 | 58 |
| 9 | 19 | 29 | 39 | 49 | 59 |
| 10 | 20 | 30 | 40 | 50 | 60 |

Custom Color Reference* (Specify One):

Pantone: _____ Color#s: _____

Other: _____ Color Reference: _____

Step 3: Choose Your Fabric

Shade Fabric / Openness	
Clarity	1% <input type="checkbox"/> 3% <input type="checkbox"/> 5% <input type="checkbox"/> 10% <input type="checkbox"/>
Dawn	1% <input type="checkbox"/> 3% <input type="checkbox"/> 5% <input type="checkbox"/>
Dusk	0% (Blackout) <input type="checkbox"/>
Eclipse	0% (Blackout) <input type="checkbox"/>
Fine Lines	30% <input type="checkbox"/>
Flare	3% <input type="checkbox"/> 5% <input type="checkbox"/>
Lucca	0% (Blackout) <input type="checkbox"/>
Luna	1% <input type="checkbox"/> 3% <input type="checkbox"/> 5% <input type="checkbox"/> 10% <input type="checkbox"/>
Valencia	18% <input type="checkbox"/>

*Electronic images are not acceptable color references; color system #, chip or fabric reference only.