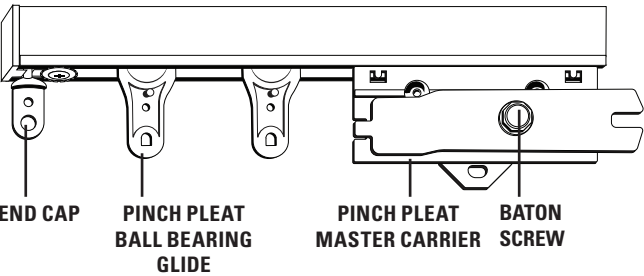


Drapery Track Hardware

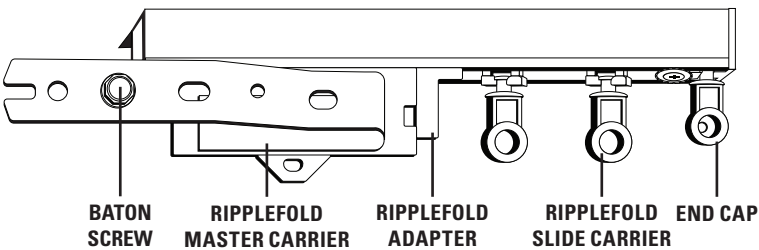
Drapery

Available in ceiling and wall mount, the drapery track can accommodate pinch pleat and Ripplefold drapery. The tracks are extruded aluminum finished with a white polyester powder coating (PPC).

PINCH PLEAT TRACK

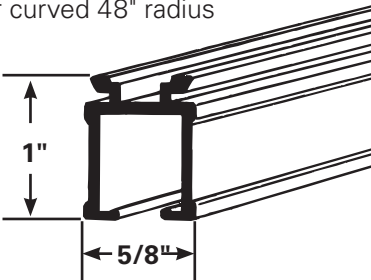


RIPPLEFOLD TRACK



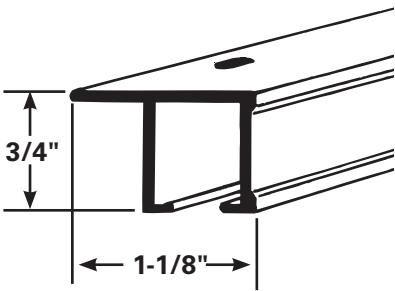
UNI TRACK NO LIP

- Wall, ceiling, or recessed mount
- Drapery Type - Pinch Pleat and Ripplefold
- Can be angular bent using 12" and 14" radius or circular curved 48" radius



UNI TRACK WITH LIP

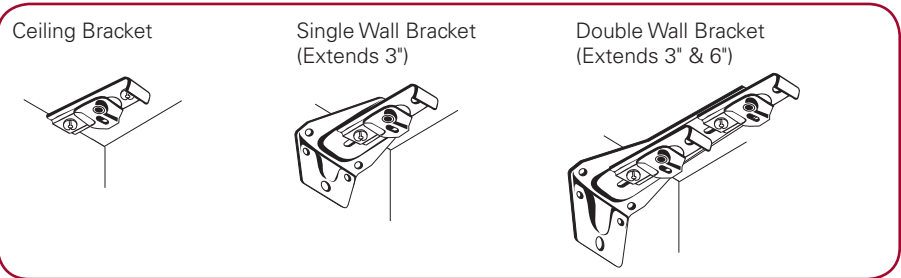
- Ceiling or recessed mount
- Drapery Type - Pinch Pleat and Ripplefold
- Cannot be curved or bent




SPECIFICATIONS

| Track | Drapery Type | Mount | Draw Control | Draw Direction | Max. Track Length | Max. Fabric Weight |
|--------------------|----------------------------|---------------------------|---|----------------|-------------------|--------------------|
| Uni Track No Lip | Pinch Pleat and Ripplefold | Wall, ceiling or recessed | Baton Only Available in 36", 48" & 60" | One-way | 20' | 40 lbs |
| | | | | Two-way | 40' | 80 lbs |
| Uni Track with Lip | Pinch Pleat and Ripplefold | Ceiling or recessed | Baton Only Available in 36", 48" & 60" | One-way | 16' | 32 lbs |
| | | | | Two-way | 32' | 64 lbs |

UNI TRACK NO LIP BRACKETS



BATONS



Hunter Douglas Hospitality's products vary in weight and require specific mounting points. Suitable mounting surface and structural support where needed is to be provided by others.