

RB 500™ 7" Dual Fascia - Sonesse 40 & Sonesse 50 RTS Motors

Diagram

Series 5-269

SPECIFICATIONS

Mount: **Ceiling, Wall, or End Mount**

Tube Size: **50mm (2") and 62mm (2.5")**

Shade Width: **Over 80"**

Light Gap: **Motor End — 1"**

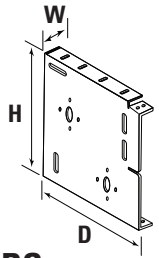
Idle End — 7/8" (.875")

Hembar: **Shade fabric determines which hembar is available**

Control Options: **Wireless Wall Switch, Wireless Remote, Universal Interface, Timer, Sun Sensor**

mylink™ RTS Smartphone, Tablet and Amazon Alexa Interface


Bracket	Dimensions	Max Roll Up
7" Dual Fascia	7.5 H x 1.625" W x 5.875" D	3-1/2" (3.5")



FASCIA, BRACKET, & BRACKET COVER COLORS



White



Vanilla



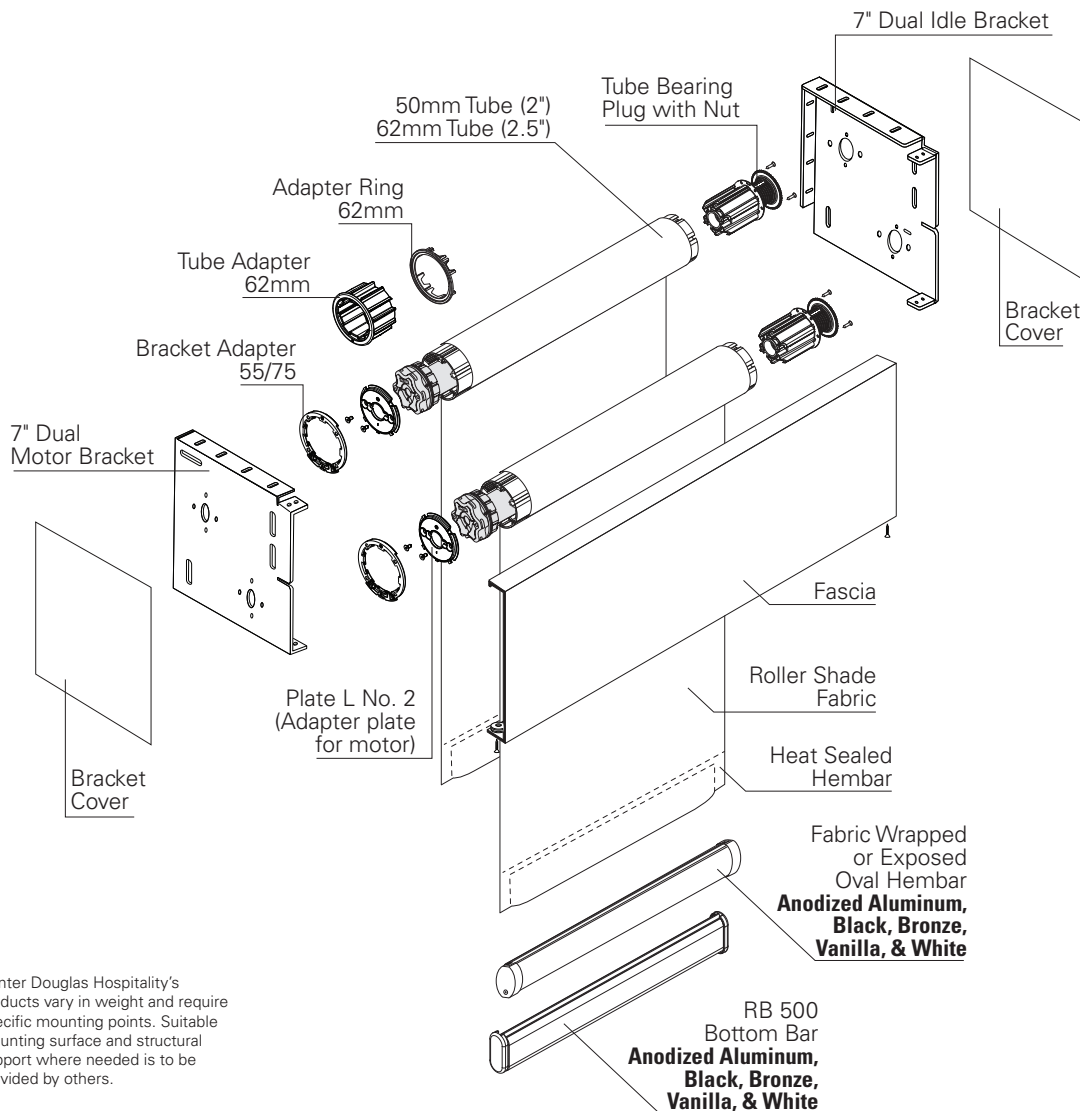
Aluminum



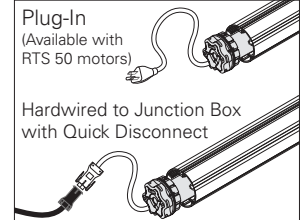
Bronze



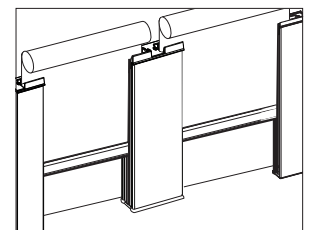
Black



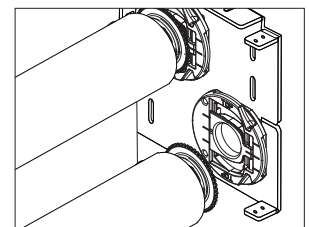
OPTIONS



Power Options



Side and Middle Channel



Integrated Leveler

Hunter Douglas Hospitality's products vary in weight and require specific mounting points. Suitable mounting surface and structural support where needed is to be provided by others.

Las Vegas • Chicago
800.229.5300
HDhospitality.com

© 2018 Hunter Douglas. All rights reserved. All trademarks used herein are the property of Hunter Douglas or their respective owners.

HunterDouglas
Hospitality