

# Fabrication Specification Catalog



**HunterDouglas**   
Hospitality

Hunter Douglas Hospitality delivers unmatched quality, competitive pricing, and on-schedule delivery on fabricated draperies and bedding.

**COLLABORATION**

We have worked hand-in-hand with designers on a wide variety of projects, from hotels, resorts, and casinos to healthcare, retail, and restaurant environments, and many other commercial properties. Our portfolio includes some of the world’s most extraordinary interiors.

**CONTACT US**

To find a Sales Representative near you, please call us at 800-229-5300 or visit [HDhospitality.com](http://HDhospitality.com)

PAGE	PRODUCT
1	Project List
3	Drapery Specifications
5	Standard Options
6	Pinch Pleat
7	Ripplefold
8	Valance
9	Cornice
10	Shower Curtain
11	Roman Shades
14	Blackout Roman Shades

PAGE	PRODUCT
15	Bedding Specifications
16	Bedspread and Coverlet
16	Top Sheet
16	Duvet
18	SmartZip Duvet
18	Bed Scarf
19	Bed Skirt
19	SmartZip Bed Skirt
20	Pillows
20	Bolsters

**The Mirage, Las Vegas, NV**





# Project List

Over the years, Hunter Douglas Hospitality has proudly built relationships with many hotels and resorts. This is a partial list of where our drapery and fabrication capabilities can be seen.

- Aria at City Center, Las Vegas, NV
- Aureole Restaurant, Las Vegas, NV
- Beau Rivage, Biloxi, MS
- Bellagio, Las Vegas, NV
- Calistoga Ranch, Napa, CA
- Candlewood Suites (nationwide)
- Caesars Palace, Las Vegas, NV
- Consolidated Resorts Club de Soleil
- EVEN Hotels (nationwide)
- Hampton Inns (nationwide)
- Hard Rock Hotel & Casino, Las Vegas, NV
- Hard Rock Hotel, Macau, China
- Harrah's Hotel & Casino, Las Vegas, NV
- Hilton Grand Vacation Club (multiple locations)
- Hilton, Las Vegas, NV
- Holiday Inn Express (nationwide)
- Home 2 Suites (nationwide)
- Hyatt Place (nationwide)
- Hyatt House (nationwide)
- The Dole Collection Boston, MA, Washington DC
- Luxor Hotel & Casino, Las Vegas, NV
- Mandalay Bay Hotel & Casino, Las Vegas, NV
- Marriott Brand Hotels (nationwide)
- MGM Hotel & Casino, Las Vegas, NV
- Moana Surfrider, Waikiki, Hawaii
- New York New York Hotel & Casino, Las Vegas, NV
- Outrigger Hotel & Resort Honolulu, Hawaii
- Paris Hotel & Resort, Las Vegas, NV
- Red Rock Hotel & Resort, Las Vegas, NV
- Sheraton Hotels, Honolulu, Hawaii
- SLS Las Vegas, NV
- Starwood ALOFT (nationwide)
- Treasure Island, Las Vegas, NV
- The Cromwell Las Vegas, NV
- The Mirage Hotel & Casino, Las Vegas, NV
- Vdara at City Center, Las Vegas, NV
- Venetian Hotel & Casino, Las Vegas, NV
- Wynn Hotel, Las Vegas, NV
- Encore, Las Vegas, NV
- Wynn Diamond Tower, Macau, China
- Hard Rock Hotel, Macau, China

## **Drai's Beach Club & Night Club, Las Vegas, NV**



# Fabrication and Installation Capabilities

An experienced team of project managers and fabrication specialists ensure the highest standards for technical design, support, manufacturing, and service. We have over 100,000 square feet of manufacturing space and a full complement of cutting tables and sewing equipment, giving us capacity to meet the needs of even the largest clients. Our nationwide distribution centers and international presence allow us to fulfill orders around the world.

Hunter Douglas Hospitality offers a wide range of custom fabricated items:

- Manual and motorized drapery, sheers, and roman shades
- Manual and motorized roller shades, wood blinds, and various other window coverings
- Complete top-of-bed offerings: bedspreads, coverlets, duvets, pillow shams, bed skirts, and bed scarves
- Throw pillows and bolsters

Decades of experience allow us to focus on custom designed applications, working with clients to deliver non-standard solutions of every type:

- Specialized drapery solutions to fit unusual spaces
- Light filtering and blackout options for all window coverings including roman shades
- Custom items including valances and canopies for the bed and ceiling
- Fabrication with all types of materials; from light, delicate fabrics to the heaviest textiles

From project design to final installation, Hunter Douglas Hospitality provides the most complete range of on-site and remote assistance available including:

- Field measurement
- Technical design consultation
- Professional installation of all Hunter Douglas Hospitality products
- Solving field challenges
- Adjustments and repairs
- Product warranties and a one-year warranty on labor and workmanship





# Drapery Specifications



# Drapery Specifications

This section describes the components, fabrication process, and other elements of the drapery solutions we provide.

Our drapery capabilities include but are not limited to the following:

- Pleated, Roll Pleat, Rod-Top, Grommeted, and Specialty Drapery
- Manual and Motorized
- Valances and Cornices

Our drapery fabrication team consistently delivers the best, most responsive service in the industry. We will fit challenging windows, work with non-standard fabrics, and meet aggressive budgets and deadlines. All work is performed to meet the following requirements:

- Drapery fabricated to specification within 0.5" of length and 1" of width
- Fabric pattern is matched according to commercial standards
- Multiple width drapery is overlock stitched with half-widths placed on the return side of the drapery
- Side hems are 1.5", double turned and blind stitched (except blackout fabric, which is single stitched)
- Drapery linings are joined by overlocking and are serged at the bottom with an overlock machine.  
Linings are placed 0.75" above the bottom of the drapery
- Available in center and off-center open, left-draw, or right-draw

## NOTE

- All specified fabrics must meet NFPA 701 fire rating requirements
- Hunter Douglas Hospitality uses customer's own material (COM) except for specified brand standards

## GIADA'S, The Cromwell, Las Vegas, NV





# Standard Drapery Options

A summary of our standard options is below. Additional options are available upon request.

## STYLES

- Pinch Pleat (French Pleat or Parisian Pleat)
- Roll Pleat (Ripplefold®)

## TYPES

- Lined
- Interlined
- Unlined
- Blackout (2-Pass and 3-Pass)
- Sheer

## DRAW TYPES

- Center Open
- Off-Center Open (one panel is wider than the other)
- One-Way Draw (left or right)
- Stationary

## HARDWARE

- Cord Draw - can be specified with tension pulley to hold down cord for safety issues
- Hand Draw - no baton or cord is used and drapery is drawn by hand making this application excellent for healthcare facilities
- Baton and ADA Baton - available in 36", 48", and 60" lengths
- Motorized Mechanism and Carriers - supplied per client specification
- Drapery Tracks - supplied per client specifications and composed of extruded aluminum finished with white PPC (standard)

## FULLNESS

- Pinch Pleat - 200%, 250%, or 300% (custom fullness specification also available)
- Roll Pleat (Ripplefold®) - 60%, 80%, 100%, or 120%

## LINING

- 2-Pass Blackout - Grey/Ecru and Grey/White
- 3-Pass Blackout - White/White, White/Ecru, Ivory/White, and Ivory/Ecru
- Cotton Polyester - White or Ivory
- Interlining (Flannel) - White

## NOTE

- Lining is recommended for all non sheer fabrics (unlined drapery is available upon request)
- Blackout lining is dry clean only and cannot be laundered

## ADDITIONAL OPTIONS

- Shot Tape composed of continuous lead rope (frequently specified for sheers to ensure fabric hangs straight)
- Accent Bands

# Pinch Pleat

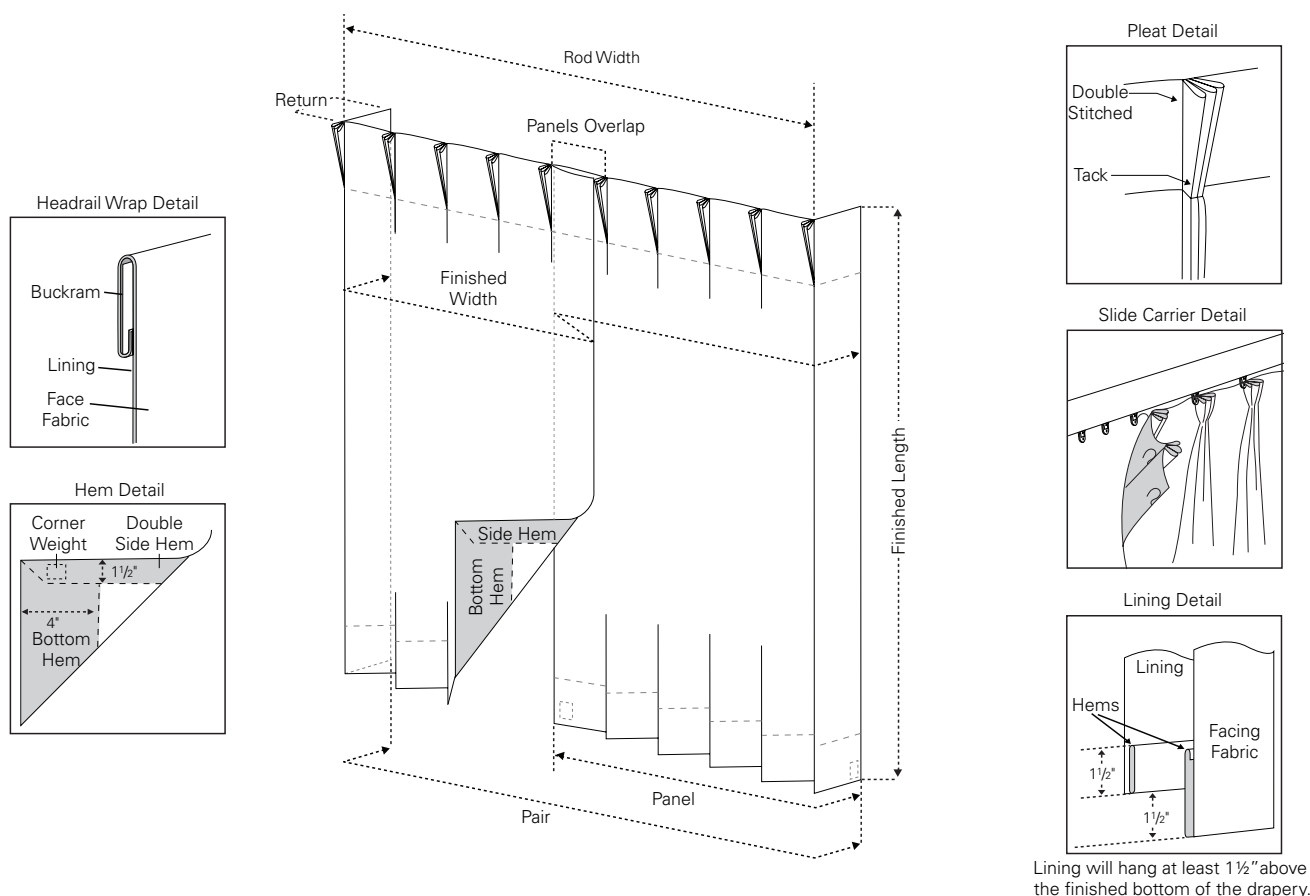
Pinch Pleat drapery treatment provides the best solution for guest rooms and other areas where blackout is desirable.

## FABRICATION DETAILS

- Slide carriers - attached with slip-in or pin-on hooks
- Headings - 4" wide buckram folded into fabric prior to stitching (can be suspended under the track or over the face of the track)
- Three-finger pinch pleats spaced approximately 3" to 5" apart
- Fullness options - 200%, 250% or 300% (Standard is 200%)
- Selvage edges - removed or clipped before fabrication as necessary
- Multiple widths joined using overlapped serged seams and safety stitch
- Hems
  - Bottom: 4" double-folded
  - Side: 1.5" double-turned folds
  - 0.25 oz. corner square lead weight
  - Blind stitched using thread to complement fabric color (blackout is single stitched)

## NOTE

- All specified fabrics must meet NFPA 701 fire rating requirements
- Hunter Douglas Hospitality uses COM except for specified brand standards





# Ripplefold®

Roll Pleat (brand name Ripplefold®) drapery fabrication attaches the panels to the track with snap tape. This offers a good solution for spaces where the drapery may need to be cleaned regularly, such as healthcare. This style produces an elegant set of smooth, regular curves from both sides, may use less fabric, and take less stack back space than pinch pleat drapery.

## FABRICATION DETAILS

- Manufactured to Kirsch fabrication specification chart using 4.25" snap tape spacing
- Hemmed flat panels
- Fullness - determined by the spacing of the carriers, 100% standard
  - 60%, 80% or 120% upon request
- Selvage edges are removed or clipped before fabrication as necessary
- Multiple widths joined using overlapped serged seams and safety stitch
- Hems
  - Bottom: 4" double-folded
  - Side: 1.5" double-turned folds
  - 0.25 oz. corner square lead weight
  - Blind stitched using thread to complement fabric color (blackout is single stitched)
  - Standard hem allowance is double-turn at top and bottom, approximately 12"

## NOTE

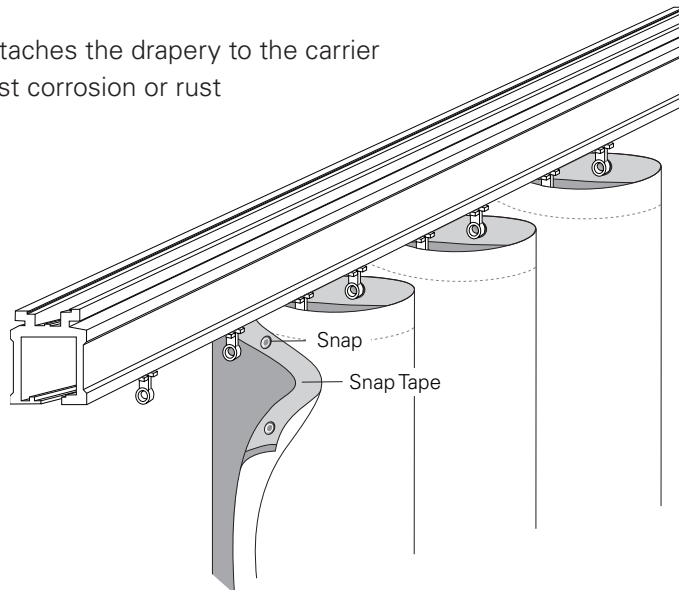
- Roll Pleat drapery hangs slightly below the hardware and thus does not provide complete blackout
- All specified fabrics must meet NFPA 701 fire rating requirements
- Hunter Douglas Hospitality uses COM except for specified brand standards

## SIZING

- Order drapery as rod width x finished length

## SNAPS

- Snap tape (sewn into the top hem of the panel) attaches the drapery to the carrier
- Snaps are composed of nickel plated brass to resist corrosion or rust

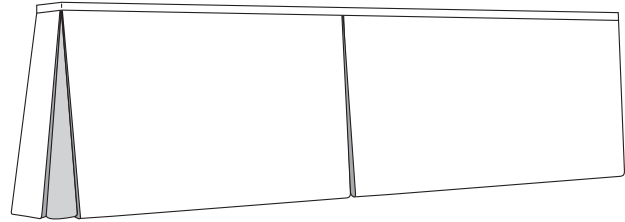



# Valance

We offer a wide range of top treatments that bring focus to the window design, as well as conceal window covering hardware to create a finished look.

## Valance Styles

- **Box Pleat Valance:** A double pleat, with the material folded under at each side; pleats are generally spaced 4" to 6" apart
- **Tailored Valance:** Version of box pleat with minimal pleats; one to two pleats are created depending on the width of the window



## FABRICATION DETAILS

- Lined with FR white lining fabric
- Ceiling mounted valances use 1" x 2" wood frame
- Wall mounted valances typically fit into a header specified by the designer

### NOTE

- All specified fabrics must meet NFPA 701 fire rating requirements
- Hunter Douglas Hospitality uses COM except for specified brand standards

## SIZING

- Standard outside mounted valances will be fabricated to a width 1" wider (inside dimension) than the drapery track size
- Returns
  - Typically 9" for two treatments at the window (sheer+drapery)
  - Typically 11" for three treatments (sheer+drapery+side panels)
  - May vary per project, please specify
- Height of a valance - typically 14" to 16", please specify per project

## OPTIONS

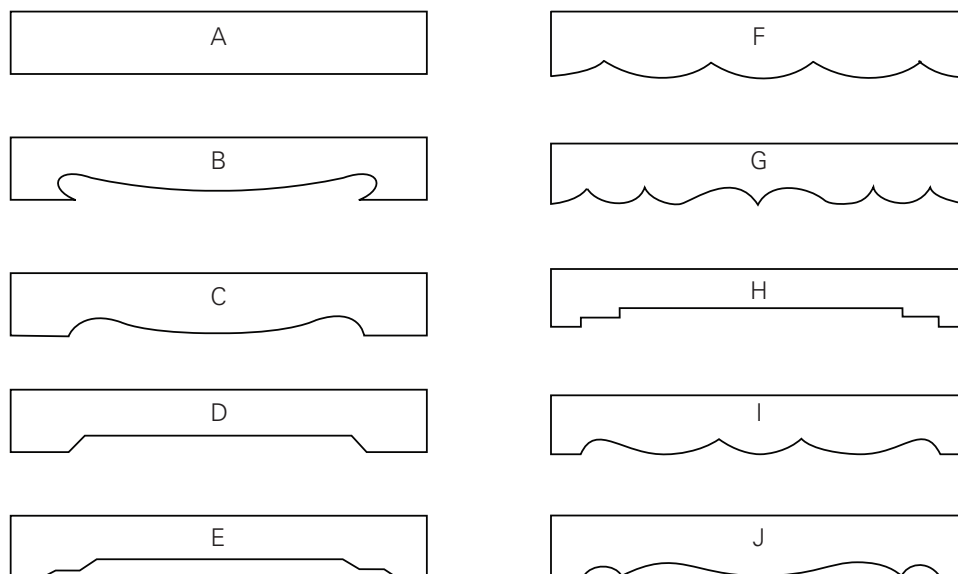
- Decorative Banding
- Decorative Trim
- Board Mounting
- Velcro Mounting (if removal for cleaning is desired)



# Cornices

There are ten cornice styles available to frame the top of the window and conceal any window covering hardware.

## Cornice Styles



### FABRICATION DETAILS

- Padded-face standard (padding is 100% polyester fiber fill)
- Dust cap and returns composed of 0.75" wood
- Construction features self-welting on top and bottom edge of cornice
- Inside and top surface of cornice covered with white lining
- Styles B, C, and J not recommended for lengths over 75"
- Solid fabrics and fabrics without a directional pattern are railroaded to eliminate seams
- Standard mounting system is aluminum angle brackets

### NOTE

- All specified fabrics must meet NFPA 701 fire rating requirements
- Hunter Douglas Hospitality uses COM except for specified brand standards

### SIZING

- Please specify the width of outside mounted cornices
- Returns
  - Typically 9" for two treatments at the window (sheer+drapery)
  - Typically 11" for three treatments (sheer+drapery+side panels)
  - May vary per project, please specify
- Height of a valance - typically 14" to 16", please specify per project

### INSTALLATION

- Ceiling Mount (no dust cap required)
- Wall Mount (dust cap required)

### OPTIONS

- Banding may be added to styles A, D, and H
- Trim options and contract welting are also available

# Shower Curtain (Grommet Top)

Our standard shower curtain is grommet top but custom variations are available upon request.

## FABRICATION DETAILS

- Curtain fabricated to size specification within 0.5" in length and 1" in width
- Fabric pattern matched according to commercial standards
- Multiple width drapery is overlock stitched with half widths placed on the return side of the drapery
- Side hems are blind stitched

## NOTE

- Liners, rods, and hooks are not included (please order separately)
- All specified fabrics must meet NFPA 701 fire rating requirements
- Hunter Douglas Hospitality uses COM except for specified brand standards

## GROMMETS

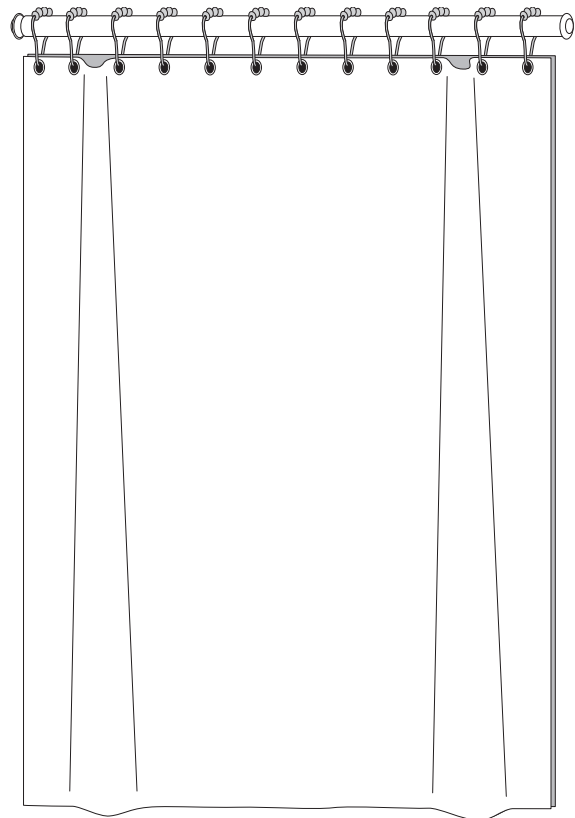
- Attached to top hem at 6.5" on center intervals beginning 1.25" from edge of curtain (i.e. 12 grommets in 72" wide curtain)
- Standard grommets are nickel plated brass to resist corrosion and rust (others available)

## SIZING

- Standard size is 72"W x 72"H
- Typically fabricated at 120% of opening width

## OPTIONS

- Custom design available, including sheer banding at top





# Roman Shades



# Roman Shades

The clean look and classic construction of roman shades allow for an array of customization.

## FABRICATION DETAILS

- Soft-Fold Fullness: 200%, 250%, or 300%
- Unlined, privacy-lined, 2-pass and 3-pass blackout-lined shades are available
- Pleat sizing can be adjusted to match fabric repeats, please specify vertical and horizontal repeat, width of roll, fabric direction, and face

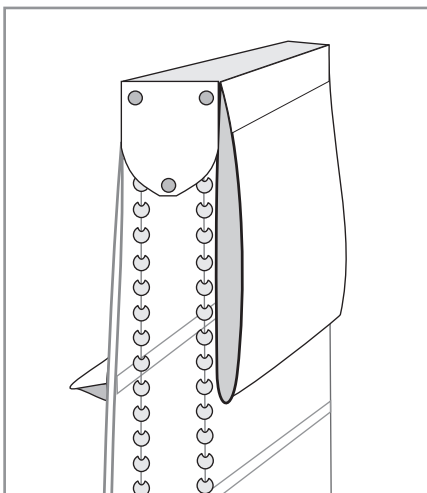
## NOTE

- Customers need to verify that the provided fabric is suitable for a roman shade
  - Some shiny, stiff, or heavy fabrics will not fold correctly and thus will not work for roman shades
  - Sample shades are recommended when railroading is desired
- All specified fabrics must meet NFPA 701 fire rating requirements
- Hunter Douglas Hospitality uses COM except for specified brand standards

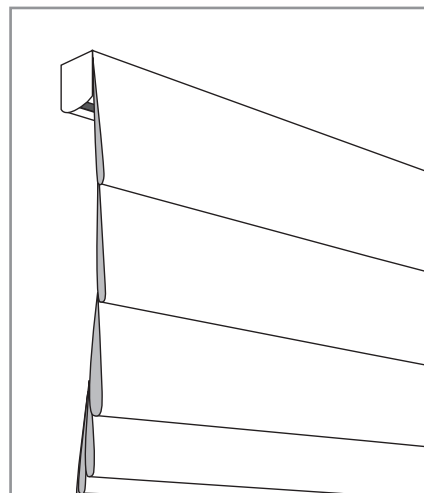
## STYLES

- Flat Back-Pleated Shades
  - Constructed so the fabric gathers behind the shade as it is raised, maintaining a neat, flat appearance
  - Cords run through grommets for maximum durability
  - Allows close mounting to the window when the lifting mechanism is placed in front of the panel
- Soft-Fold Shades
  - Curving fabric folds are created by hobbling the face fabric to the lining
  - Highlights the draping quality of the fabric
- Custom Shades
  - Constructed with rings attached to the fabric
  - Recommended for public areas
  - Other styles of gathers, pleats, and rolls available (Fan, Balloon, Bottom Swag, Austrian)

Flat Back-Pleated  
(panel shown back-mounted with valance)



Soft-Fold  
(panel shown front-mounted)





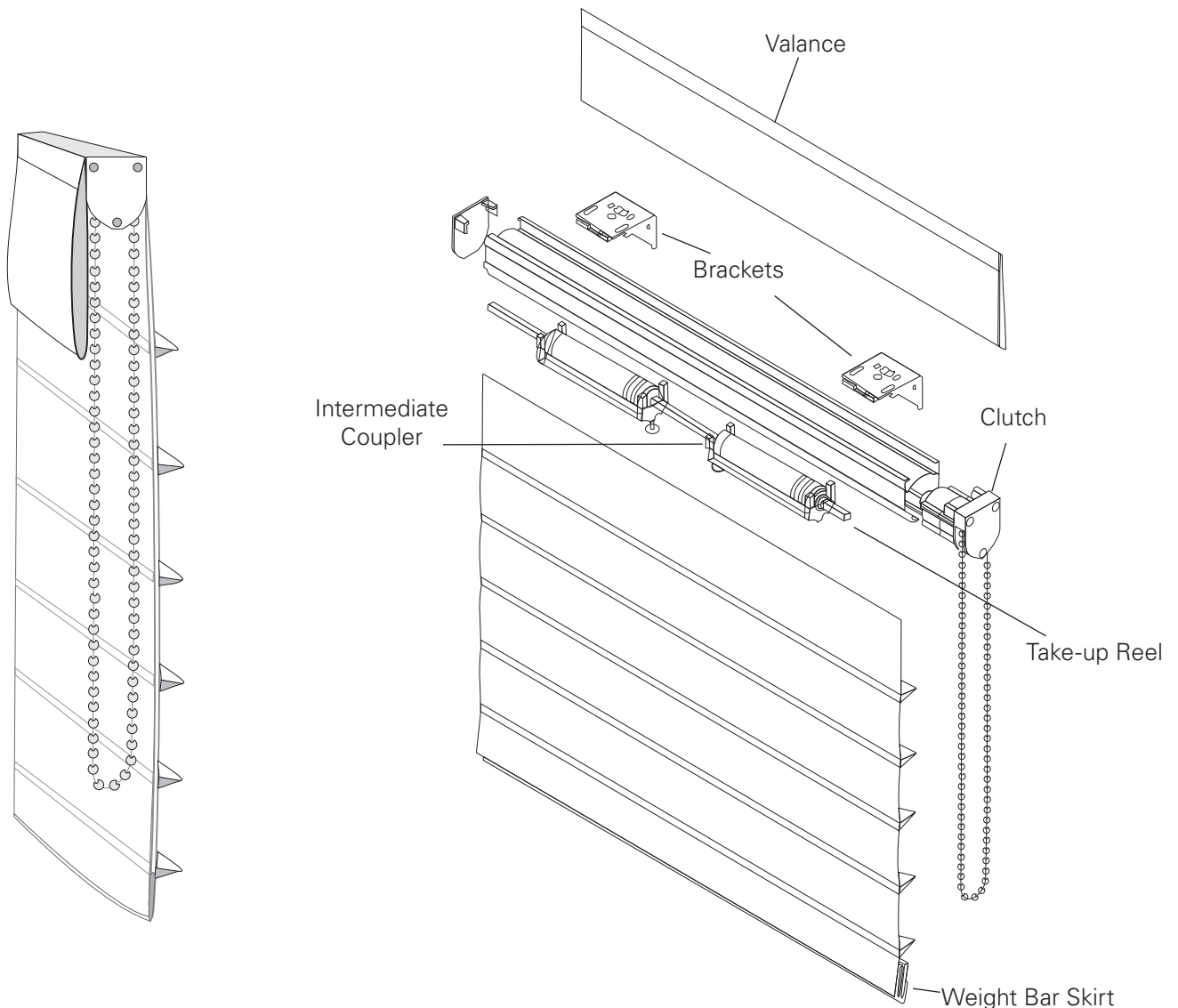
## DRAW SYSTEM

- Lifting Mechanism Options
  - Extruded aluminum rail featuring a continuous-lift chain that allows the shade to be leveled on site without untying cords or an industry standard clutch system with take-up reels
  - Left or right positioning
  - Mounted in front of the panel, disguised by a valance for easy access or mounted behind the panel for a cleaner look
  - Stainless steel metal beaded chain (#10) standard (also available in nickel plated)
  - Motorization available; limited only by the characteristics of the fabric and the ability to transport to the location
- Clutch/brake system enables shade to stop and hold at any point
- Hold-down brackets secure chain to wall in compliance with ANSI standard for child safety (ANSI WCMA A100.1, Section 6.5)

## AVAILABLE OPTIONS

- Fabric Valance
- Upholstered Cornice
- Decorative Banding, Trim and Fringe
- Inside, Outside, Ceiling, or Wall Mounting

Flat Back-Pleated Shade with Valance



# Blackout Roman Shades

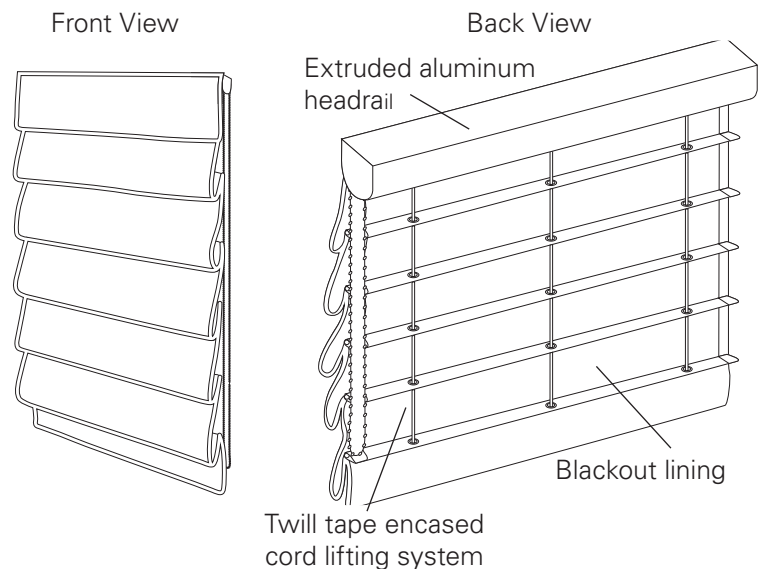
Hunter Douglas Hospitality offers three options for blackout roman shades. Each option can be soft or flat fold style using customer's own material (COM).

## Classic

Roman shade with blackout lining.

### FEATURES

- Single clutch and tube operating system with manual chain or motorized control options
- Pull cord or continuous cord loop lifting system
- Cord is encased in twill tape for added durability
- Passes ANSI/WCMA A100.1-2012 Safety Standard

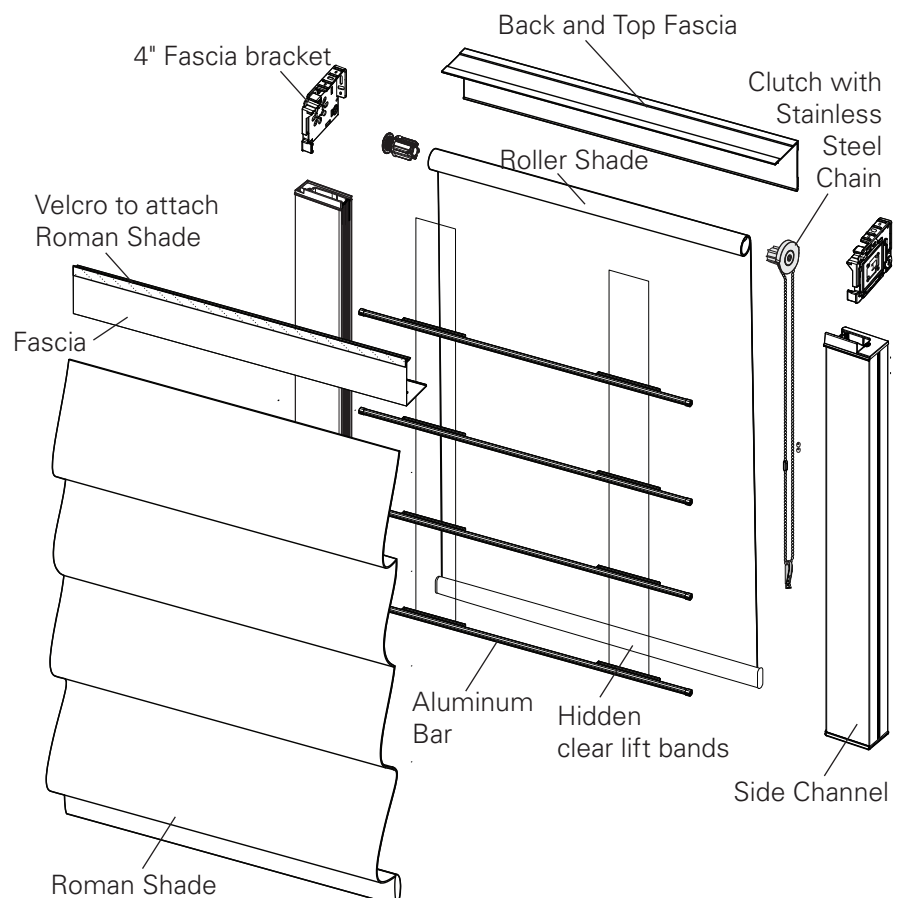


## Classic Plus

Combines Classic roman shade with blackout roller shade lining.

### FEATURES

- Roman shade and blackout roller shade raise and lower together with hidden lift bands
- Side channels for maximum light blockage
- Passes ANSI/WCMA A100.1-2012 Safety Standard



# Bedding Specifications

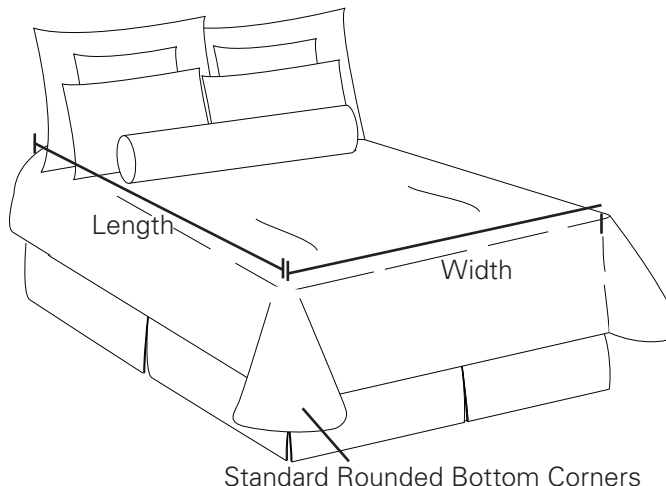




# Bedding Specifications

This section describes the components, fabrication process, and other elements of the bedding solutions we provide. We fabricate bedding in every style using COM including: duvet covers, coverlets, bedspreads, bed skirts, bed scarves, box spring covers, pillows, bolsters, and more.

Mattress Type	Mattress Dimensions
Full Extra Long	54"W x 80"L
Queen	60"W x 80"L
King	76"W x 80"L
California King	72"W x 84"L



## Bedspread and Coverlet

### STANDARD FABRICATION DETAILS FOR ALL BEDDING STYLES

- Square corners at top and rounded corners at bottom (square corners at bottom available upon request)
- Reinforced top stitch around perimeter with 0.5" stitches
- Pillow-cased edge
- Drop depth specified by customer:
  - Bedspread should extend to the floor
  - Coverlets are recommended to be three inches longer than mattress depth

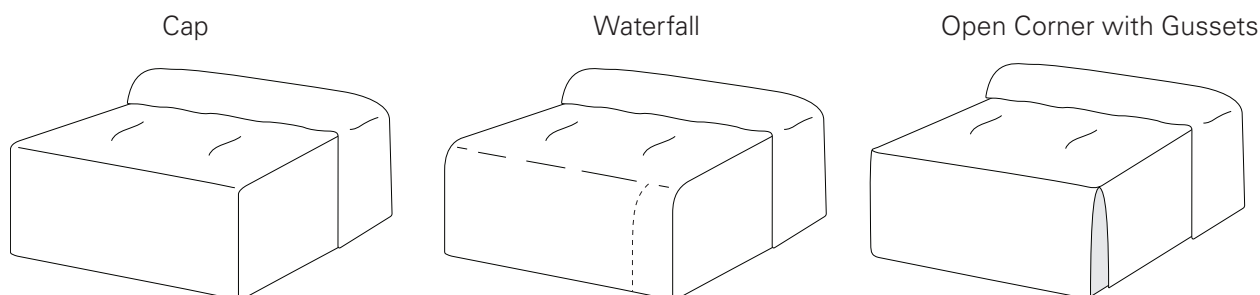
### NOTE

- Hunter Douglas Hospitality uses COM except for specified brand standards

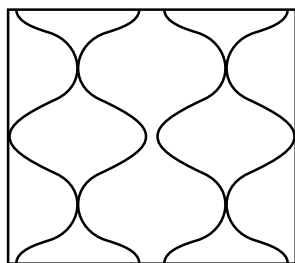
### AVAILABLE BEDDING OPTIONS (additional lead times required)

- Pillow Tuck: 18" standard
- Bedspread Styles: cap, waterfall, or open corner with gussets available
- Edge Styles: flange, welting (matching or coordinating fabric), or banding (customer specified size)
- Quilting available with customer specified fill weight for 54" and 126" widths (see styles on following page)

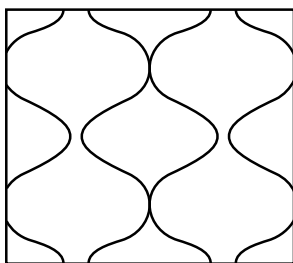
### BEDSPREAD STYLE OPTIONS




## QUILT STYLE OPTIONS




Onion  
54"  
6" Repeat



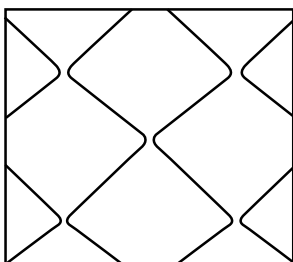
Onion  
126"  
6" Repeat



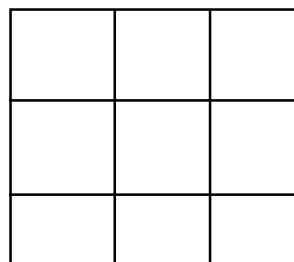
Double Onion  
54" & 126"  
6" Repeat



Wavy Diamond  
54" & 126"  
6" Repeat



Straight Diamond  
54" & 126"  
6" Repeat



Box  
54" & 126"  
3", 6" or 9" Repeat

## Top Sheet

This unquilted protective cover can be self-lined, unlined, or lined with a contrasting fabric.

## Duvet Cover

Duvet covers are versatile and easy to remove. They are generally self-lined and highly customizable.

### OPTIONS

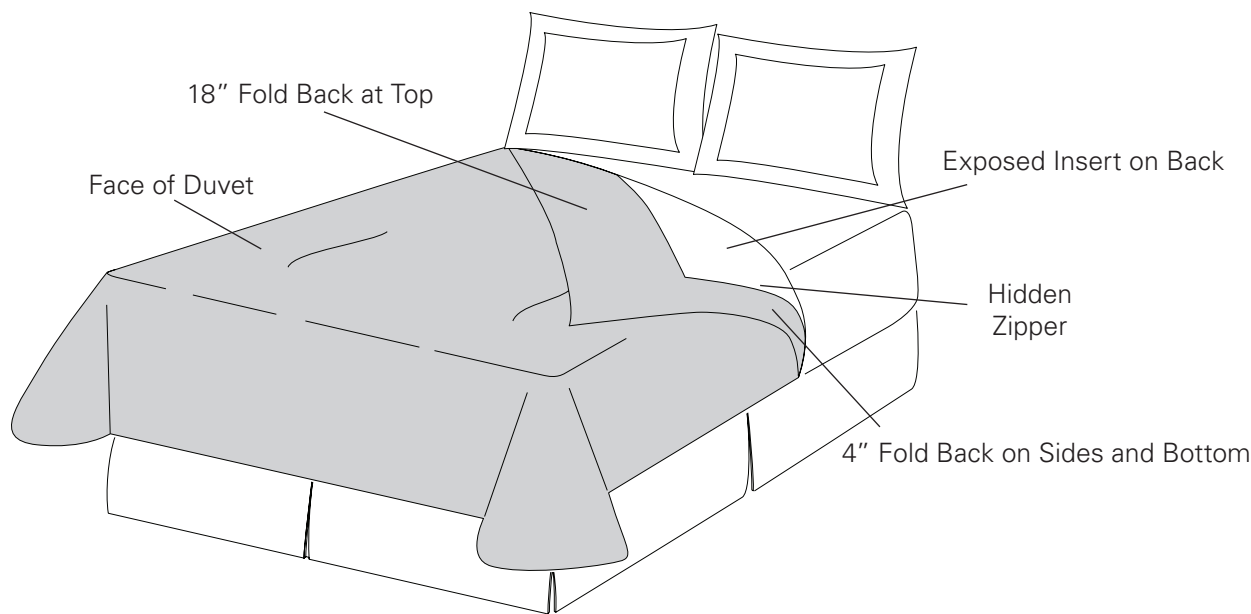
- Closures: zipper (standard), envelope, or buttons
- Decorative details are available upon request
- Reversible upon request

# SmartZip Duvet Cover

This cost effective bedding treatment secures the duvet insert in place with a zipper to provide a clean crisp look, quick and easy changes, and eliminate sagging and shifting.

## FABRICATION DETAILS

- Duvet insert with zipper included (customer to specify fill weight)
- Insert is fully covered on front and partially exposed on back



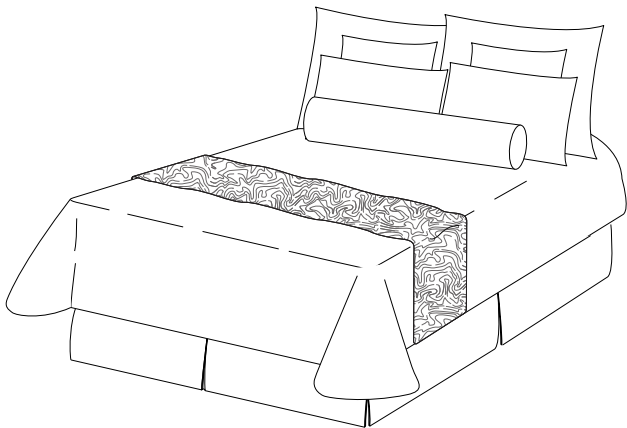
# Bed Scarf

This decorative accessory adds interest to any bed.

## FABRICATION DETAILS

- Available lined or unlined (double-sided print or reversible fabric is recommended for unlined)
- May contain 4 oz. fill or flannel as an interlining
- Edging Options: knife edge, roll edge, flange/mitered corners, or decorative trim/banding

Mattress Type	Standard Dimensions
Full	24"W x 80"L
Queen	24"W x 86"L
King	24"W x 102"L





# Bed Skirts

Bed skirts provide a clean finished look to any bedding ensemble.

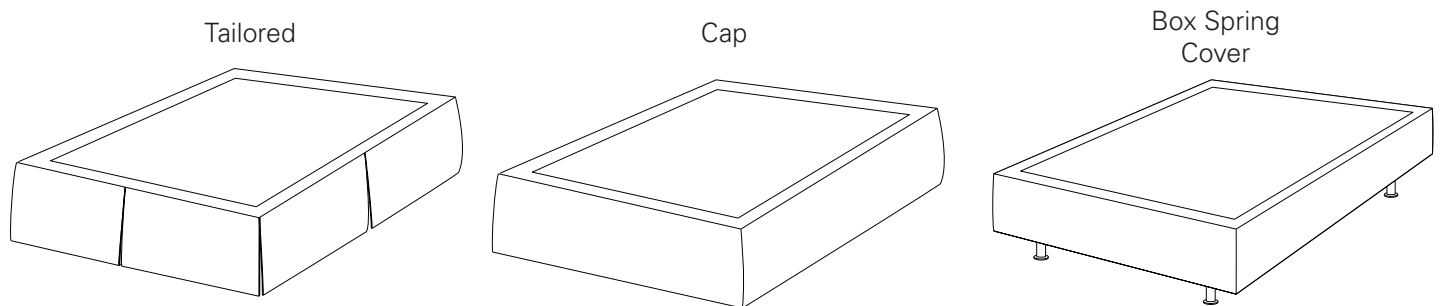
## FABRICATION DETAILS

- Available in lined or unlined
- Standard 4" platform strip
- Platform (decking) fabric is composed of 70% Polyester, 30% Cotton Lining
- Drop depth specified by customer

## STYLES

- Tailored: four pleats on Full, five pleats on Queen/King
- Cap: No pleats or split corners
- Box Spring Cover: 6" wrap at bottom of box spring with elastic at perimeter

Mattress Type	Mattress Dimensions
Full	54"W x 80"L
Queen	60"W x 80"L
King	76"W x 80"L
California King	72"W x 84"L



## OPTIONS

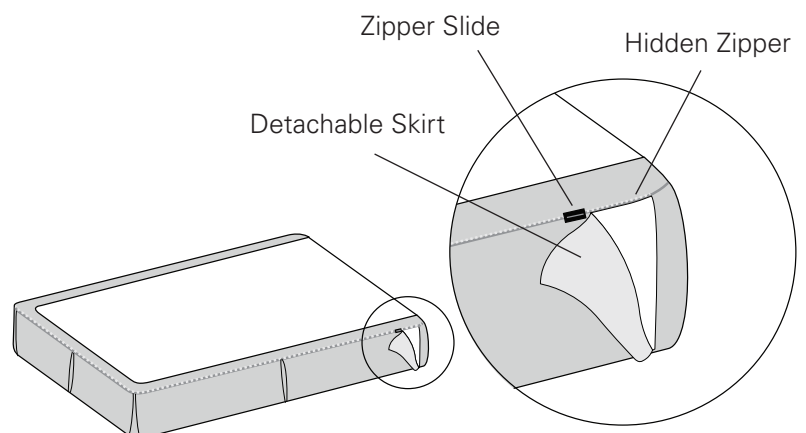
- 4" lip at head to secure skirt to box spring
- Hugger available on all option
- No-slip corners
- Box pleated skirts available upon request

# SmartZip Bed Skirt

The SmartZip Bed Skirt is a quick and easy alternative to a standard bed skirt. By using a zipper to attach the skirt, removal is simple, allowing the skirt to be laundered or changed efficiently. The innovative design eliminates shifting and removes the need to lift the mattress resulting in reduced time, effort, and risk of injury.

## FABRICATION DETAILS

- Hidden zipper on three sides
- Hugger style
- Skirt stay at corners
- Standard 4" platform strip
- Platform (decking) fabric is composed of 70% Polyester, 30% Cotton Lining
- Drop depth specified by customer



# Pillow Shams

Using customer's own material (COM), Hunter Douglas Hospitality is able to fabricate a wide variety of pillow shams and bolsters to complement any top of bed design.

## FABRICATION DETAILS

- Double stitching around edges (ten stitches per inch)
- Standard polyester thread in a matching/complementary color
- Closure Options: zipper (standard), or envelope

## INSERTS AVAILABLE

- Polyester
- Poly-Cloud
- Feather Down


## NOTE

- Inserts are lined with non-woven polyester fabric

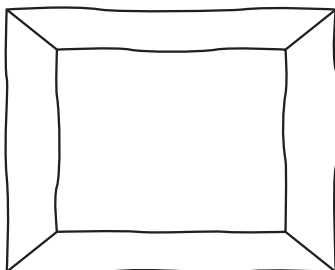
Mattress	Pillow Dimensions
Twin/Full	26"W x 20"L
Queen	30"W x 20"L
King	36"W x 20"L
Euro	26"W x 26"L

## STYLES

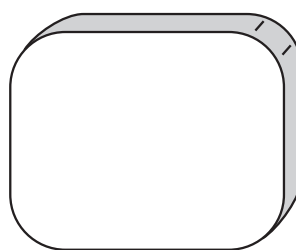
Welting/Cording



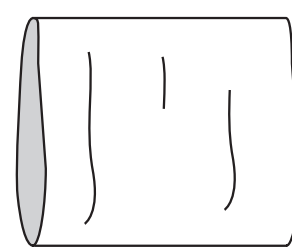
2" or 3" Flanged



Turkish Corner



Pillow Case Sham



# Bolsters

## FABRICATION DETAILS

- Double stitching around edges (ten stitches per inch)
- Standard polyester thread in a matching/complementary color
- Closure Options: zipper (standard), or fully sewn

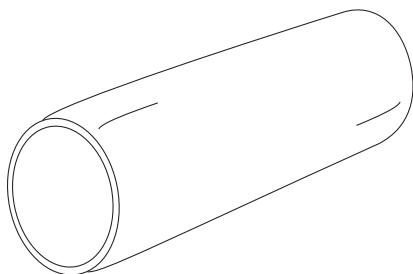
## INSERTS AVAILABLE

- Standard foam insert wrapped with polyester fiber fill
- 100% Polyester and other option available upon request

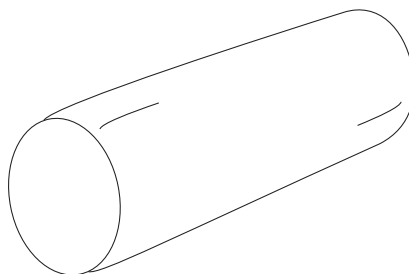
Standard Sizes	Bolster Dimensions
Small	18"L x 8"D
Medium	24"L x 8"D
Large	30"L x 8"D
X Large	36"L x 8"D

## STYLES

Welting/Cording



Knife Edge



Banding

