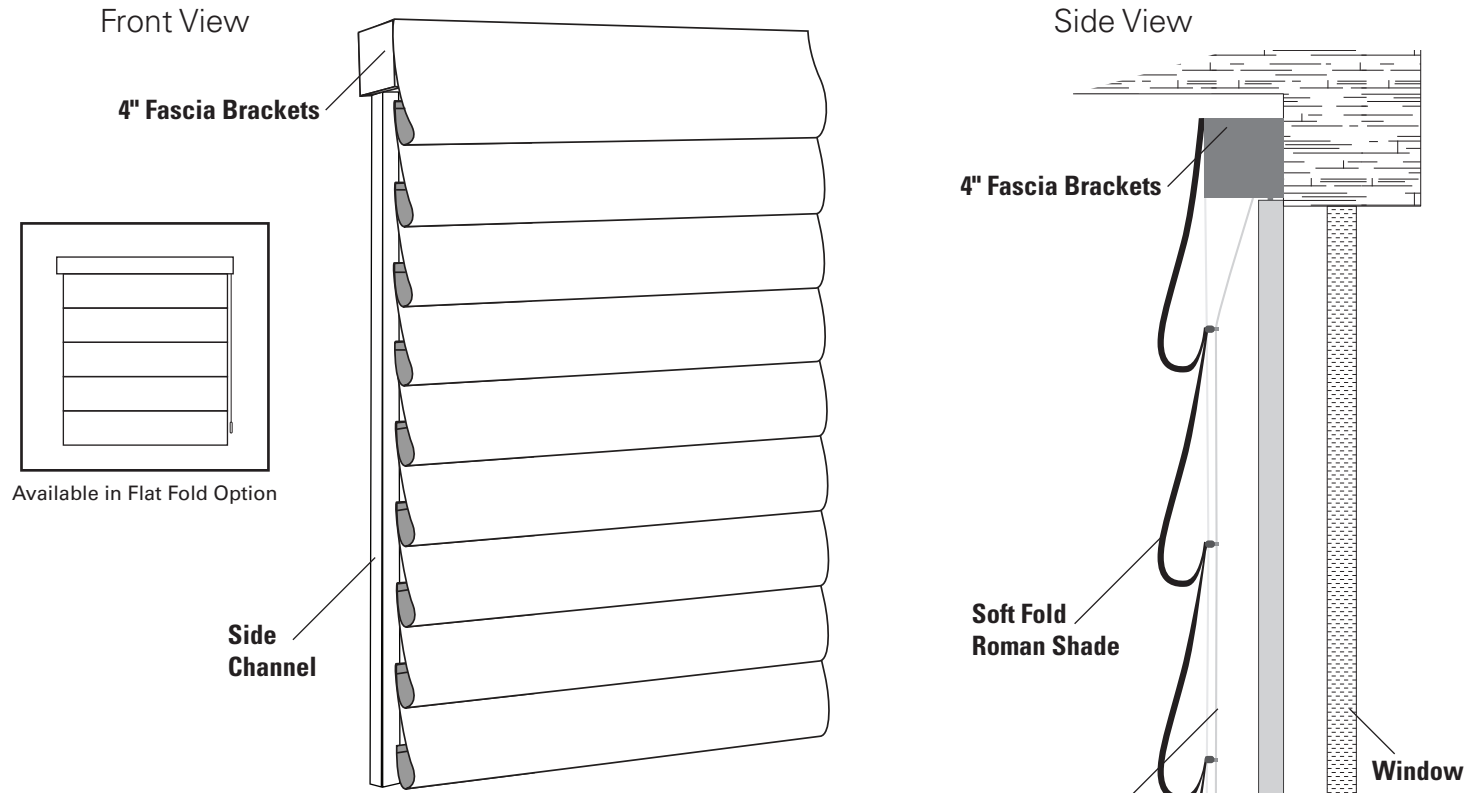


Classic Plus Roman Shade - Motorized

Fabricated Products

The Classic Plus Roman Shade combines the traditional style of a Roman shade with a modern roller shade blackout system.

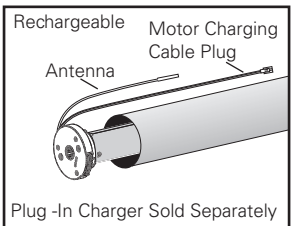


MOTOR OPTIONS

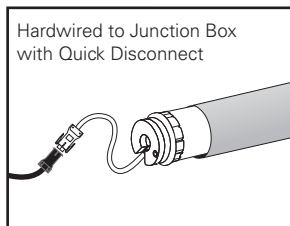
| Motor | Max Lift Capacity | Tube Size | Speed | Torque |
|--|-------------------|--------------|--------|--------|
| RTS Ultra 30 WireFree Rechargeable Battery | 11 lbs | 37 mm (1.5") | 28 rpm | 2 Nm |
| RTS 404S2 Hardwired with Quick Disconnect | 35 lbs | 50 mm (2") | 36 rpm | 4 Nm |
| RTS 506S2 Hardwired with Quick Disconnect or Plug-In | 52.8 lbs | 50 mm (2") | 38 rpm | 6 Nm |

The size of the Roman Shade and the fabric weight will determine which motor will be used.

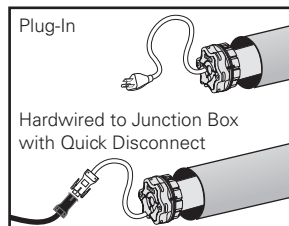
RTS Ultra 30 WireFree



RTS 404S2



RTS 506S2



Side Channel

Hunter Douglas Hospitality's products vary in weight and require specific mounting points. Suitable mounting surface and structural support where needed is to be provided by others.