

# RB 500™+ Single Bracket - Sonesse 40 & Sonesse 50 RTS Motor

Diagram

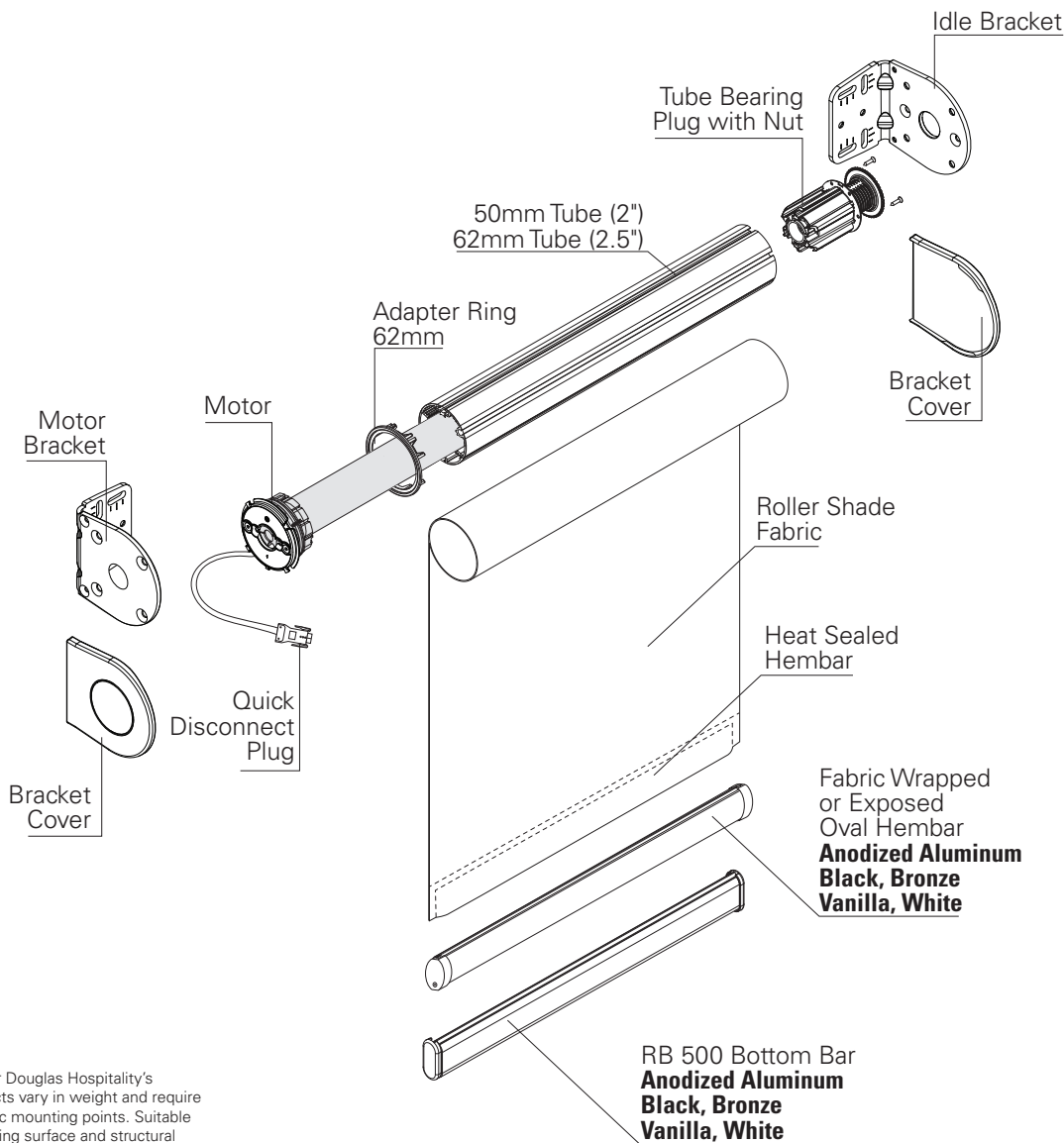
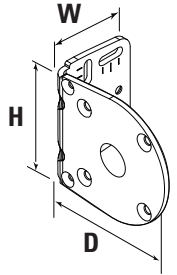
Series 5-216

## SPECIFICATIONS

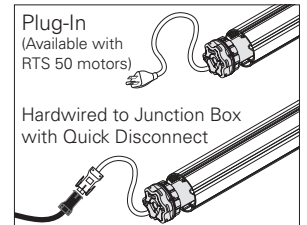
Mount: **Ceiling, Wall, or End Mount**  
 Tube Size: **50mm (2") and 62mm (2.5")**  
 Minimum Shade Width: **35"**  
 Light Gap: **Clutch End — 1"**  
**Idle End — 7/8" (.875")**

Bracket Color: **Grey**  
 Bracket Cover Colors: **Black, Grey, & White**  
 Control Options:  
**Wireless Wall Switch, Wireless Remote,**  
**Universal Interface, Timer, Sun Sensor,**  
**TaHoma® RTS Smartphone, Tablet,**  
**and Amazon Alexa/Google Home Interface**

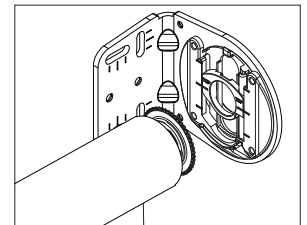
Bracket	Dimensions	Max Roll Up
<b>Bracket 55L</b>	<b>3.46"H x 2.56"W x 3.9"D</b>	<b>3.8"</b>
<b>Bracket 75L</b>	<b>3.46"H x 2.56"W x 4.69"D</b>	<b>5.4"</b>



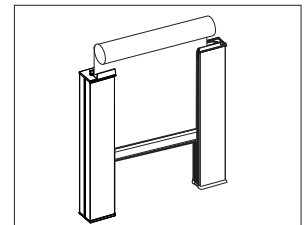
## OPTIONS



### Power Options



### Integrated Leveler



### Side Channels

Hunter Douglas Hospitality's products vary in weight and require specific mounting points. Suitable mounting surface and structural support where needed is to be provided by others.

800.229.5300  
 HDhospitality.com

© 2025 Hunter Douglas. All rights reserved. All trademarks used herein are the property of Hunter Douglas or their respective owners.

**HunterDouglas**   
 Hospitality